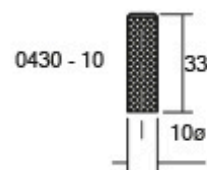
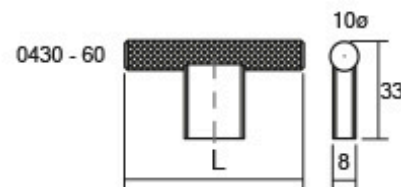
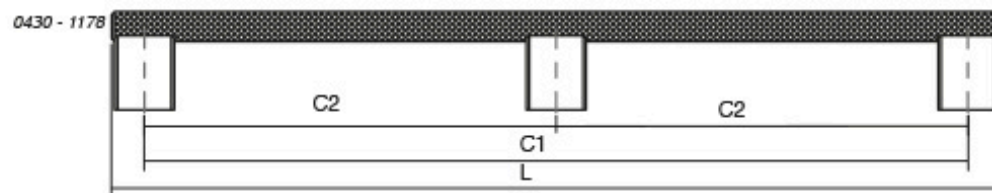


Graf Handle Range



Part no.	C 1 mm	C 2 mm	L mm
G0430.010	-	-	10
G0430.060	-	-	60
G0430.160	160	-	183
G0430.256	256	-	278
G0430.1178	1178	589	1200

C = Hole centre measurement
OA = Overall size